



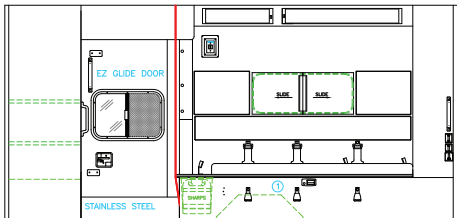
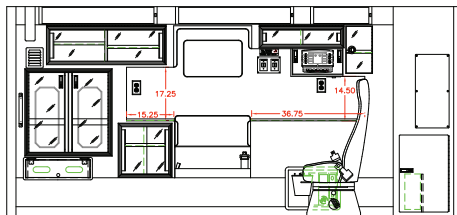
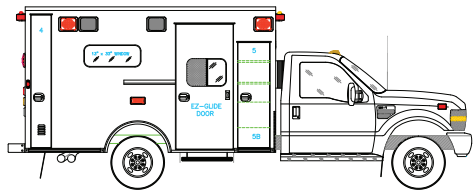
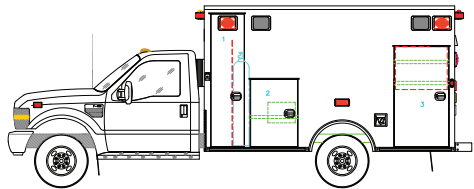
Raider



This compact workhorse comes with the same features and advantages as our bigger vehicles, but fits easier into small squad buildings, maneuvers easier, and still provides superior payload. Built on your choice of the Ford F-450 or the GM G-3500, we've designed a roomy vehicle with plenty of storage and easy handling in hilly, rural areas or for busy, narrow city streets.



Raider



SealTite Doors:

SealTite exterior doors have a thick .190" aluminum door skin, with a gasket installed on the door to protect the latch mechanism and provide a durable, reliable seal reducing maintenance and "Out of Service" costs.



Custom Seating Options:

Custom interior seating arrangements offer advanced patient care and crew safety by utilizing practical designs and new innovations. Our standard seating offers an adjustable swivel attendant seat, CPR and squad bench locations for convenient patient access.

Ford F-450



G.V.W.R. 16,500 lb.
Wheel Base 165"

Chevy G-3500



G.V.W.R. 12,300 lb.
Wheel Base 139"



MASTERTECH

This simple to use system provides the function and capabilities of a microprocessor based multiplex electrical systems, offering significant advantages over traditional rocker switch and relay based systems. The fundamental advantages, such as using microprocessors in place of mechanical components, utilizing multiple processors to spread the load in place of a central "mother" board, the power modulation capability, and internal diagnostic functions, provide a reliable, user friendly system providing "real-time" diagnostics.

- 100% Solid State, Multiplex System
- Color Display Screens
- Warning Messages and Audible Alarm
- Built-in Timer and Clock Functions
- Climate Control Functions
- Monitor can display inputs from up to 3 digital devices
- Back Lit Control Buttons



1170 Production Drive | Van Wert, OH 45891
419.232.7020 | Fax 419.232.7070 | 1.800.22BRAUN
www.braunambulances.com